



RASV

PRIME LAMB CARCASS AWARDS

2008 Catalogue of Results





Message from the CEO

The Royal Agricultural Society of Victoria (RASV) is pleased to present the results of the 2008 RASV Prime Lamb Carcase Awards.

The RASV Prime Lamb Carcase Awards provide prime lamb producers across south-eastern Australia with a fantastic benchmarking opportunity which is made possible by the longstanding partnership between the RASV and Castricum Brothers of Dandenong. Since its inception in 2002 entrants have consigned almost 90,000 lambs to Castricum Brothers for evaluation and inclusion in the awards program and the RASV acknowledges Castricum Brothers for their continued commitment.

The RASV acknowledges and thanks The Weekly Times for their ongoing support in delivering the awards program. The RASV would also like to extend gratitude to the Sheep Cooperative Research Centre and the Department of Primary Industries for providing us with the opportunity to announce the awards at their Information Nucleus Open Day.

The vision of the RASV is to promote Victorian agribusiness through a number of awards programs and events including the Prime Lamb Carcase Awards. RASV programs and events such as The Weekly Times Farm Business Awards, Genetics Australia Share Dairy Farmer Awards and the Royal Melbourne Show continue the commitment of the RASV to facilitate industry relevant programs.

The RASV appreciates the support of its sponsors, congratulates the winners and placegetters on their outstanding achievements and wishes all participants continued success.

A handwritten signature in black ink, reading "Mark O'Sullivan". The signature is written in a cursive, flowing style.

Mark O'Sullivan

Chief Executive Officer

The Royal Agricultural
Society of Victoria Limited



RASV

PRIME LAMB CARCASS AWARDS

2008 Catalogue of Results

The Royal Agricultural Society of Victoria Limited
ABN 66 006 728 785 ACN 006 728 785

Melbourne Showgrounds
Epsom Road
Ascot Vale VIC 3032

T: +61 3 9281 7444
F: +61 3 9281 7592
E: rasvadmin@rasv.com.au

List of Office Bearers

As at 01/02/2009

Patron

Professor David de Kretser, AC
Governor of Victoria

Board of Directors

C. J. Fox (Chair)
S. C. Spargo (Deputy Chair)
I. I. Bucknall
R. C. E. Cust
A. J. Hawkes
B. E. Laws
G. J. Phillips
J. A. Potter
P. F. Sheldrake

President

C. J. Fox

Chief Executive Officer

M. O'Sullivan

Company Secretary/ Chief Operating Officer

A. Mansour

Program Coordinator

A. Hibbard



Competition Overview	3
Entry Requirements	3
Judging Process	3
2008 Prime Lamb Carcase Award Winners	4
Results	4-5
Carcase Weight (kg) and Lean Meat Yield (%)	4
Carcase Weight (kg) and Premium (c/kg)	5
Carcase Lean Meat Yield (%) and Premium (c/kg)	5
Carcase Lean Meat Yield (kg) and Premium (c/kg)	5
Summary of 2008 Prime Lamb Entries	6-7
Comparitive Results from 2005 to 2008	8
List of Exhibitors	8



COMPETITION OVERVIEW

The Prime Lamb Carcase Awards were introduced by The Royal Agricultural Society of Victoria in 2002 to recognise excellence in prime lamb production within the commercial sector. The objectives of the program are as follows:

- To identify and reward commercial prime lamb producers who demonstrate excellence within the sheep meat industry and meet export market specifications.
- To stimulate interest and encourage production systems which improve prime lamb production.
- To utilise technology that provides informative feedback to producers on prime lamb carcase quality and yield.
- To provide prime lamb producers with the opportunity to benchmark their flock within the industry.

ENTRY REQUIREMENTS

Entry to the competition requires consignments to be at least 200 lambs and within the 20-30kg carcase weight range. These consignments are processed at Castricum Brothers abattoir in Dandenong and assessed using the Australian-developed electronic carcase evaluation system, VIAscan.

JUDGING PROCESS

The VIAscan evaluation system is utilised in objective prime lamb carcase assessment and feedback systems and enables the distinction between lambs with comparatively more meat than lambs of the same weight that are fatter and lower yielding. Measurements are achieved through assessing the lean meat yield based on carcase weight, loin content, estimated fat depth and distribution through video image analysis. Outstanding carcasses will achieve both high carcase weight and lean meat yield and are rewarded due to the high processing efficiency they present.

Using a grid system which incorporates Carcase Weight, Lean Meat Yield (%) and adjustments for above average Meat Yield scores, carcasses are either determined to be discount, at par value or premium. Discounts and premiums are kept constant and issued at plus or minus \$0.20/kg based on par value. Par value is not a fixed price and can vary depending on the time of year or season.

After all carcasses in a consignment have been categorised as discount, par value or premium the average price per carcase is determined. This average price per carcase is then compared with the standard 'Over the Hooks' payment and is referred to as the 'Over the Hooks Comparison'. The difference between these two values is the total premium return per carcase.

The consignment achieving the highest total premium return per carcase will be determined the winner of the RASV Prime Lamb Carcase Awards.



AWARD WINNERS

FIRST PLACE

DJ & VB Ware Pastoral Pty Ltd
Warrong, VIC

Sire: Texel

Dam: East Friesian Coopworth Texel Composite

Average Carcase Weight (kg): 25.18

Average Lean Meat Yield (%): 57.20

\$4.43 Total Premium per Carcase

SECOND PLACE

GV & LJ Wright
Boree Creek, NSW

Sire: Prime SAMM

Dam: Bond SAMM Cross

Average Carcase Weight (kg): 23.34

Average Lean Meat Yield (%): 57.00

\$4.01 Total Premium per Carcase

THIRD PLACE

D Brown Pastoral Co.
Mitcham, SA

Sire: Dorset

Dam: Border Leicester Merino Cross

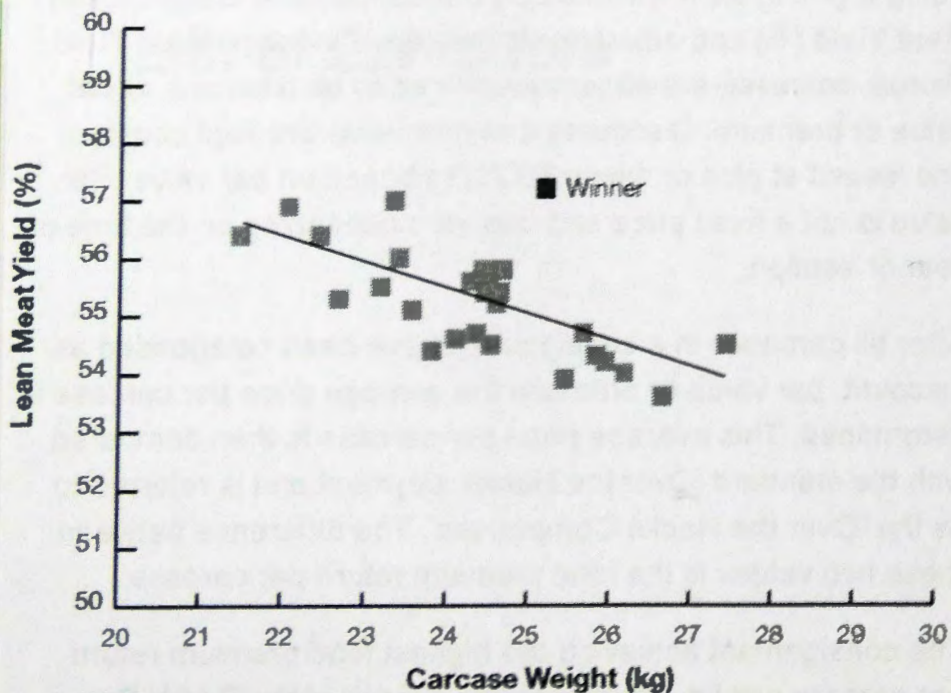
Average Carcase Weight (kg): 24.67

Average Lean Meat Yield (%): 55.80

\$3.70 Total Premium per Carcase

RESULTS

CARCASE WEIGHT AND LEAN MEAT YIELD



The correlation between Carcase Weight (kg) and Lean Meat Yield (%) is evident. As Carcase Weight increases the percentage of Lean Meat Yield tends to decrease, due to carcasses generally becoming fatter with increased weight.

The winning consignment attained the highest Lean Meat Yield percentage relative to its Carcase Weight and was therefore rewarded by the grid system which awards premiums over par value based on heavier Carcase Weights and higher Lean Meat Yield (%).

Figure 1. Carcase Weight (kg) vs. Lean Meat Yield (%)



CARCASE WEIGHT AND PREMIUM

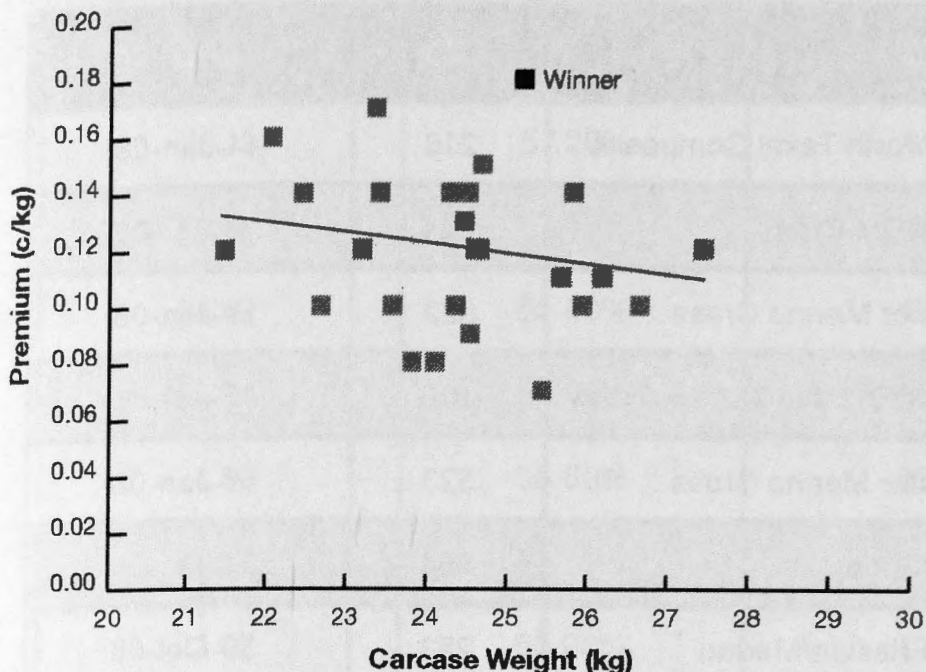


Figure 2. Carcase Weight (kg) vs. Premium (c/kg)

The figures demonstrate that there is little to no correlation directly between Carcase Weight (kg) and the Premium (c/kg) assigned to the consignments. It is a misconception that heavier carcasses will always attract a higher c/kg premium and the wide data spread supports this. As carcasses get heavier they may also be fatter which reduces their value on a c/kg basis, as fat has to be trimmed resulting in discounts from par value. The winning consignment exhibits a premium much greater than others within the same weight range, indicating that although it is heavier it is comprised of a greater percentage of lean meat.

CARCASE LEAN MEAT YIELD (%) AND PREMIUM (C/KG)

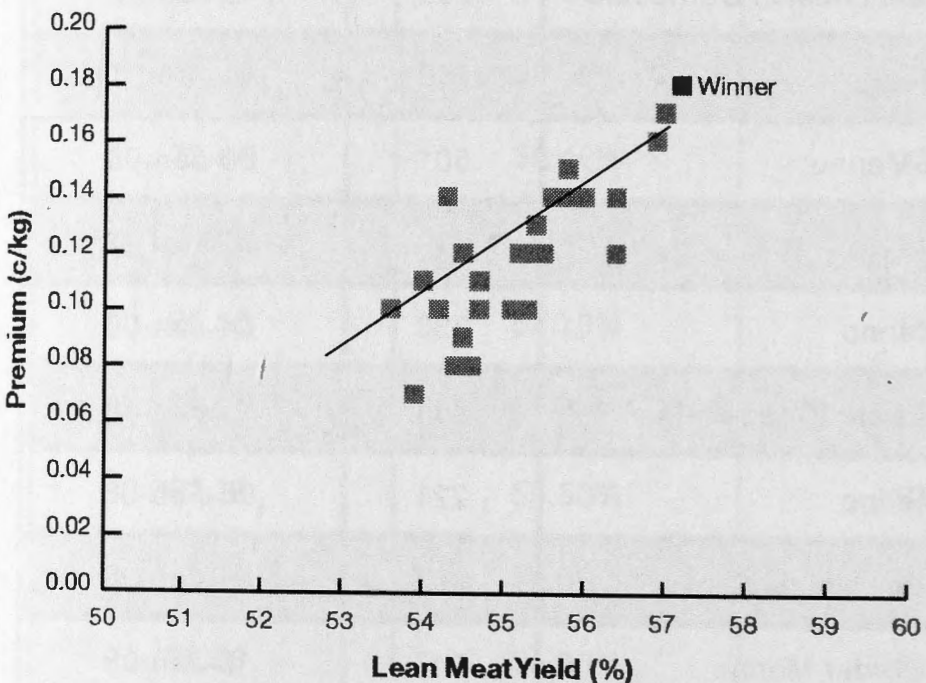


Figure 3. Lean Meat Yield (%) vs. Premium (c/kg)

A strong correlation is apparent between Lean Meat Yield (%) and the Premium (c/kg) obtained. Consequently high-yielding carcasses are financially awarded per unit of carcase weight.

The winning consignment consisted of lambs with a high Lean Meat Yield (%) and Carcase Weight resulting in the consignment achieving the highest average premium per carcase (\$4.43).

CARCASE LEAN MEAT YIELD (KG) AND PREMIUM (C/KG)

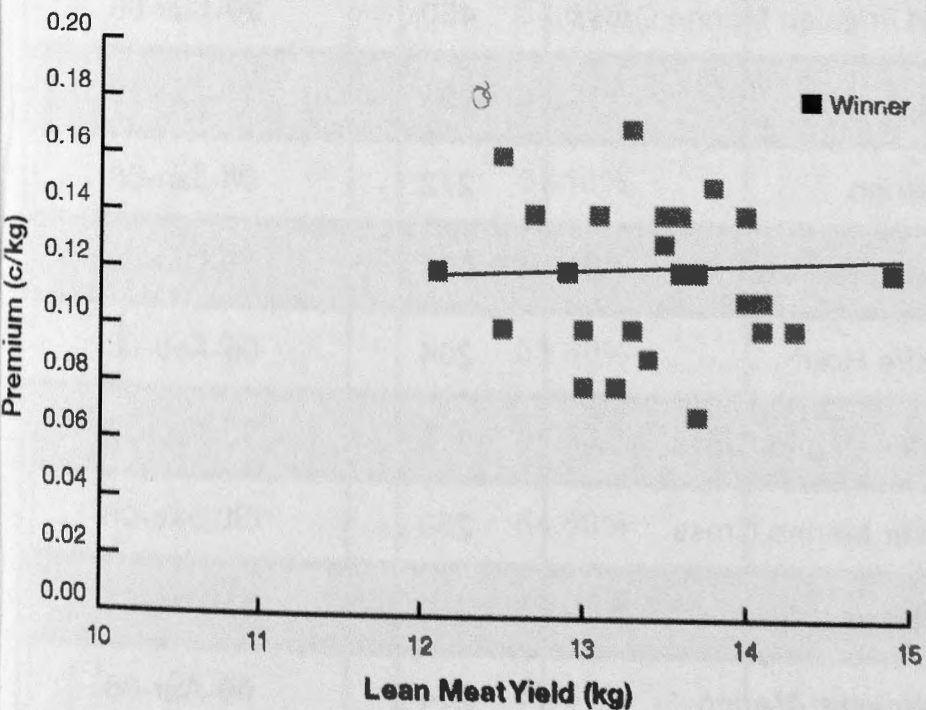


Figure 4. Lean Meat Yield (kg) vs. Premium (c/kg)

The winning consignment received a premium of 18 c/kg and a Lean Meat Yield of 14.4 kg. It bettered the premiums received by other consignments because it was comparatively higher yielding. The consignments below the trend line attained a lower premium as the percentage of Lean Meat Yield per kilogram of Carcase Weight was relatively low.

SUMMARY OF 2008 PRIME LAMB ENTRIES

ENTRANT ID	SIRE	DAM	QTY	DATE PROCESSED
11	Texel	East Friesian Coopworth Texel Composite	218	14-Jan-08
2	Prime SAMM	Bond SAMM Cross	224	23-Apr-08
26	Dorset	Border Leicester Merino Cross	522	15-Jan-08
14	White Suffolk	Border Leicester East Friesian Merino Cross	260	03-Apr-08
25	Dorset	Border Leicester Merino Cross	523	16-Jan-08
17	Dorset	Merino	264	31-Jan-08
1	Texel	Texel/East Friesian/Merino	253	30-Oct-08
13	Texel	Texel Border Leicester Merino Cross	241	23-Apr-08
27	Poll Dorset	Composite Texel East Friesian Corriedale	206	12-Jun-08
16	White Suffolk & Poll Dorset	Merino	719	11-Jan-08
3	Poll Dorset	Poll Merino	501	09-Jan-08
23	-	-	216	06-May-08
6	White Suffolk	Merino	330	04-Jan-08
7	Poll Dorset	Merino/East Freisan/Coopworth	384	21-Jan-08
21	White Suffolk	Merino	221	08-Feb-08
8	Poll Dorset	Border Leicester Merino Cross	407	04-Jan-08
19	Dorset Horn	1st Cross Border Merino	247	10-Jan-08
5	East Friesian/ Border Cross	Merino	200	22-Jan-08
15	White Suffolk	Border Leicester East Friesian Merino Cross	450	20-Mar-08
4	White Suffolk	First Cross	321	21-Jan-08
10	Poll Dorset	Merino	272	08-Jan-08
9	Texel	Texel/Finn/Friesian	522	25-Mar-08
20	Dorper	Wiltshire Horn	264	06-Feb-08
12	Poll Dorset	Border Leicester Merino Cross	416	12-Feb-08
22	Poll Dorset	Border Leicester Merino Cross	259	04-Dec-08
18	Poll Dorset	Merino	212	12-Dec-08
24	Poll Dorset	F1 Border Leicester Merino	274	09-Apr-08

CARCASE WEIGHT (KG)	LEAN MEAT YIELD %	LEAN MEAT YIELD (KG)	PREMIUM PER CARCASE (\$)	PREMIUM (C/KG)
25.18	57.20%	14.4	\$4.43	\$0.18
23.34	57.00%	13.3	\$4.01	\$0.17
24.67	55.80%	13.8	\$3.70	\$0.15
25.81	54.30%	14.0	\$3.52	\$0.14
24.50	55.60%	13.6	\$3.48	\$0.14
24.27	55.60%	13.5	\$3.47	\$0.14
22.05	56.90%	12.5	\$3.45	\$0.16
24.42	55.80%	13.6	\$3.38	\$0.14
27.43	54.50%	14.9	\$3.36	\$0.12
23.40	56.00%	13.1	\$3.34	\$0.14
22.44	56.40%	12.7	\$3.12	\$0.14
24.45	55.40%	13.5	\$3.06	\$0.13
25.66	54.70%	14.0	\$2.93	\$0.11
24.64	55.40%	13.7	\$2.92	\$0.12
23.18	55.50%	12.9	\$2.88	\$0.12
26.17	54.00%	14.1	\$2.86	\$0.11
24.59	55.20%	13.6	\$2.83	\$0.12
24.35	54.70%	13.3	\$2.55	\$0.10
26.64	53.60%	14.3	\$2.55	\$0.10
25.93	54.20%	14.1	\$2.52	\$0.10
23.56	55.10%	13.0	\$2.45	\$0.10
21.46	56.40%	12.1	\$2.32	\$0.12
22.67	55.30%	12.5	\$2.30	\$0.10
24.53	54.50%	13.4	\$2.10	\$0.09
24.09	54.60%	13.2	\$2.04	\$0.08
23.81	54.40%	13.0	\$1.86	\$0.08
25.43	53.90%	13.7	\$1.83	\$0.07



COMPARATIVE RESULTS FROM 2005 TO 2008

YEAR	PLACE	CARCASE WEIGHT (KG)	LEAN MEAT YIELD %	LEAN MEAT YIELD (KG)	PREMIUM PER CARCASE (\$)	PREMIUM (C/KG)
2008	average	24.27	55.3	13.4	\$2.92	0.12
2008	1st	25.15	57.2	14.4	\$4.43	0.18
2008	2nd	23.34	57.0	13.3	\$4.01	0.17
2008	3rd	24.67	55.8	13.8	\$3.70	0.15
2007	average	24.66	54.8	13.5	\$2.64	0.11
2007	1st	26.50	55.7	14.7	\$4.48	0.17
2007	2nd	26.52	55.4	14.7	\$4.32	0.16
2007	3rd	25.29	55.9	14.1	\$4.30	0.17
2006	average	24.11	55.1	13.3	\$2.61	0.11
2006	1st	26.09	56.3	14.7	\$4.53	0.17
2006	2nd	24.67	57.3	14.1	\$4.32	0.18
2006	3rd	23.86	57.3	13.7	\$4.12	0.17
2005	average	23.76	54.8	13.0	\$2.12	0.09
2005	1st	22.90	56.2	12.9	\$3.58	0.16
2005	2nd	26.00	55.4	14.4	\$3.52	0.14
2005	3rd	26.10	54.9	14.3	\$3.42	0.13

The above table shows the averages and winning results for the past four years of the Prime Lamb Carcase Awards. The 2008 average carcase weight has slightly decreased from 2007, however the average lean meat yield percentage has increased. The combination of the carcase weight and the lean meat yield percentage for 2008 has seen the premium paid per kilo increase in comparison to previous years, consequently rewarding producers with higher premiums per carcase.


LIST OF EXHIBITORS

TRADING NAME	TOWN	STATE
Ardroy	Stuart Mill	VIC
BA, HA & TA Jorgensen	Antwerp	VIC
BW & LM Greenaway & Sons	Beazleys Bridge	VIC
CJ & DJ Agnew	Mt Burr	SA
D Brown Pastoral Co.	Mitcham	SA
Delegate Station Pastoral Co.	Delegate	NSW
DJ & VB Ware Pastoral Pty Ltd	Warrong	VIC
DW & RM Muir	Mortlake	VIC
GV & LJ Wright	Boree Creek	NSW
Henderson Farms	via Kerang	VIC
II & PE Hocking	Lucindale	SA
J & D Hawkes	Tamleugh North	VIC

TRADING NAME	TOWN	STATE
J & G Batters	Gooroc	VIC
LJ & DN Arthur	Moulamein	NSW
Mathoura Station	Mathoura	NSW
McNaughton GJ Pastoral Co.	Seaspray	VIC
MK & HE Chambers	Marong	VIC
Nangunia Pastoral Co.	Berrigan	NSW
P & S Matthews	Murrabit	VIC
PJ Ballantyne	Munro	VIC
RC Worner & Co.	Wombat	NSW
Sudholz Farm	Kotupna	VIC
TD & TL Bibby	Paradise	VIC
TH & YA Correll	Naracoorte	SA
Viewbank Partners	Bungeet	VIC

PRIME LAMB CARCASS AWARDS

THE ROYAL AGRICULTURAL SOCIETY OF VICTORIA WOULD LIKE TO
THANK AND ACKNOWLEDGE THE FOLLOWING SPONSORS:



**The Royal Agricultural
Society of Victoria**



RASV

**The Royal Agricultural
Society of Victoria**
www.rasv.com.au

Melbourne Showgrounds
Epsom Road
Ascot Vale VIC 3032

Telephone +61 3 9281 7444
Facsimile +61 3 9281 7592
Email info@rasv.com.au